

SECTION 11.0

Appendix B: Blanket Records for Classics

Background:

The Black Gold Cooperative Library System has used “blanket” bibliographic records for classic books for several years. In the past, the blanket record usually contained only the author and title. As of November 2010, the blanket records contain more complete information helpful to patrons. The blanket record represents one classic title, such as George Orwell’s *1984*, and jurisdiction staff attach an item record to the blanket record if their copy contains the same essential content as described in the bibliographic record.

A separate bibliographic record is used for classics in another language, adaptations, illustrated versions, or otherwise containing significantly different/added content such as criticism. Adult Services & Reference Committee members or other staff identify classics to turn into blanket records, such as those from recognized lists like “Modern Library 100 best novels”. Upon request, the Bibliographic Unit creates blanket records and, when available, adds web links to free online eBook versions of classics from such sources as the Gutenberg Project.

Purpose:

Blanket records help patrons find the first available copy of a classic from one record. Students, for example, do not have to go through a results list of several records to find the classic title to use for a class assignment.

Searching:

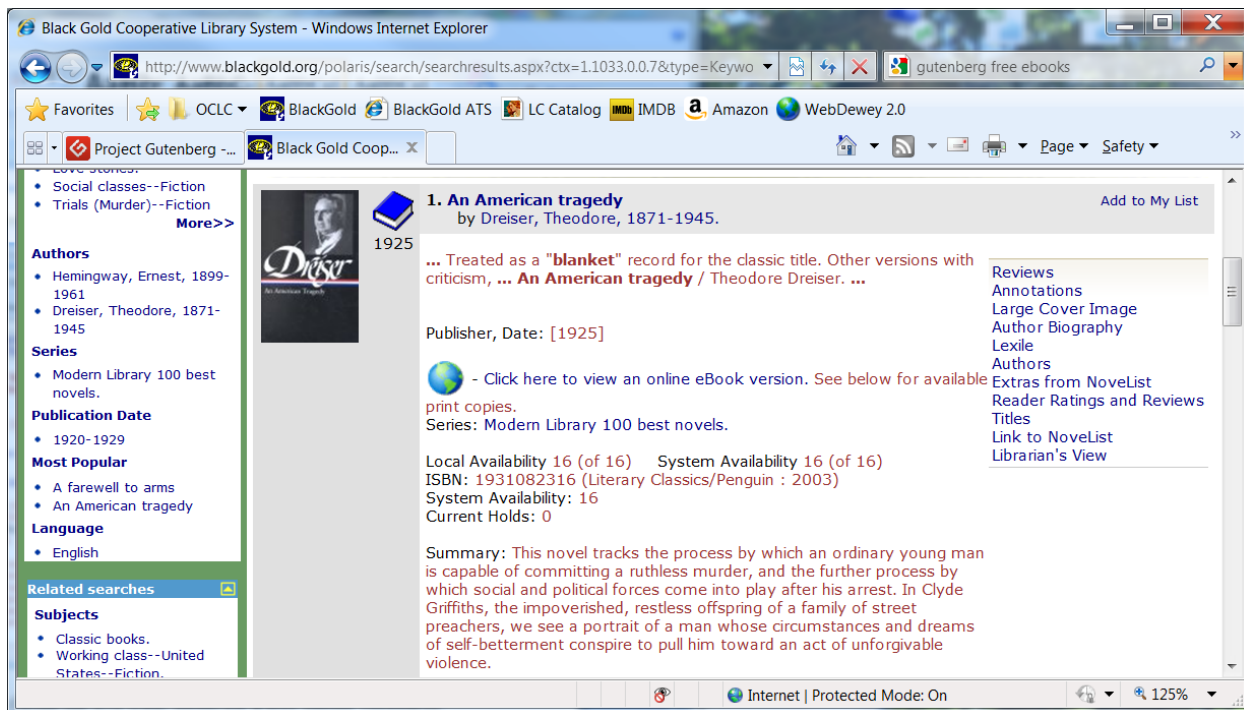
You can see all the blanket records for classic titles by doing a Subject or Genre search for “classic books” or viewing the Polaris bibliographic record sets beginning with the title “Blanket Records”.

Identification:

Some clues that a bibliographic record is being treated as a blanket record:

- Contains a 500 note that says “Treated as a "blanket" record for the classic title.”
- Contains a 500 note that says “Publishers and dates vary.”
- Contains a 260 publication/imprint field that only has the date listed in subfield c.
- Lacks a 300 physical description field.
- May contain a 995 local note field listing publication information for various editions of the classic.

Example of a Blanket Record in the OPAC:



Note that some records may include a link (from the 856 URL field) for a free online version of the classic book. This can be helpful to a patron with Internet access who wants immediate access, when all the print copies are checked out or unavailable within time constraints.

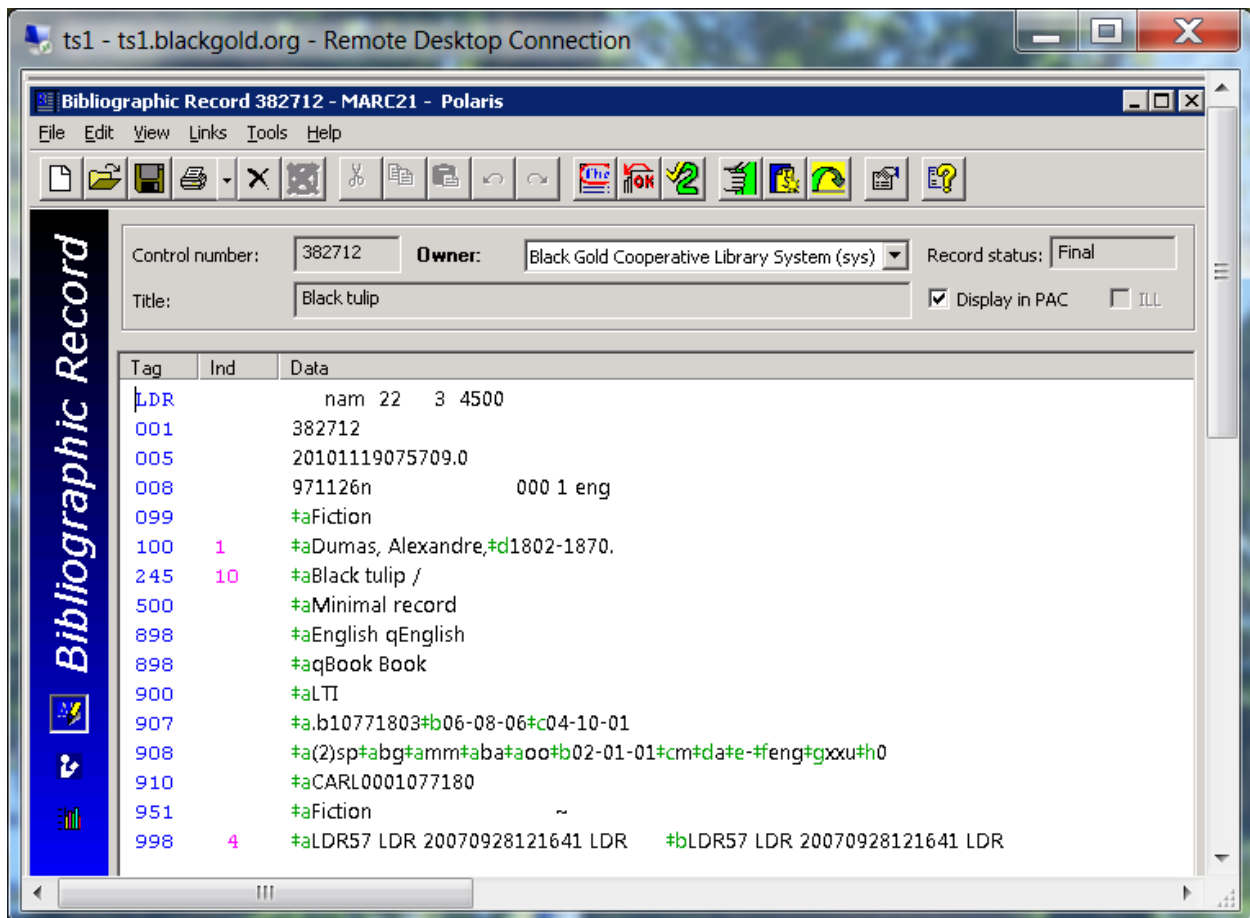
Bibliographic Unit Procedures for Creating a Blanket Record:

1. Do a Title search and create a record set of all the existing bibliographic records that match the author and title of the book identified by Reference or other staff as a classic. Sometimes, searches for alternate titles are needed.
2. Remove records from the record set that are:
 - In a different format; e.g., eBook
 - In a different language
 - Illustrated, or use a different illustrator
 - Adaptations, or edited significantly
 - Significantly different; i.e., contain a significant amount of other material, like history, criticism, author biography; etc.

Note: It is helpful to add the 250 edition information in the records you remove from the record set, to indicate which version it is. The edition information helps patrons/staff easily distinguish between versions of the same title in a results list.

- If there are several bibliographic records for the same classic title, select one bibliographic record to become the blanket record. Often, this is a record with a smaller control number that appears at the top of a results list. In some cases, it's easier to use the old minimal record because it already has several items attached. In other cases, it's easier to start with a full bibliographic record and remove information from it.

Example of a Brief Record:



- Once you've identified the base record to turn into a blanket record, go through it, making the following changes:
 - Leader: Change the Leader Encoding level (position 17) to "1 – Full level, material not examined".
 - 008 Fixed Field: Edit the 008 field, with the original publication date entered in the Date 1 field; "xx" as the Place of publication; and removing any other information that would not apply to all attached items.
 - 049 Fields: If the bibliographic record contains 049 BGC codes, delete the OCLC holdings for the jurisdictions and then delete the 049 field(s) from the record.

- 020 Fields: Retain all but one 020 ISBN in the record, preferably the ISBN that generates a Content Café image in the OPAC. You can qualify the ISBN by the publisher and year of publication; e.g., 020 9780451524935 (pbk. : Signet : 1961)
- 099 Field: Only one 099 local call number field should be in the record. In most cases, it is “Fiction”.
- 130/240 Fields: Keep or add the 240 uniform title field, if easily available; e.g., Tulipe noire.|English
- 245 Fields: The title and a statement of responsibility can be in the title field. Remove any additional statement of responsibility information that will not apply to all attached editions of the classic.
- 246 Fields: Add alternate titles that might help patrons find the record.
- 250 Fields: You can add edition information in brackets to help distinguish it from other versions of the classic; e.g., [English translation, translator unknown].
- 260 Fields: Remove all the subfields except for subfield c, which should contain the original publication date in brackets; e.g., “[1880].” or “[1880?].”
- 300 Fields: Remove the 300 physical description field.
- 500 Fields: Add the original publication date information, if easily determined, as the first 500 field in the record; e.g., “Originally published in 1880.” Enter the following phrase as the 2nd 500 note: “Publishers and dates vary.” Enter a 3rd 500 note like: “Treated as a “blanket” record for the classic title. Other versions with criticism, illustrations, adaptations, etc. cataloged separately. CU/ktn 9/20/2012”. Remove any 5XX notes that don’t apply to all the attached copies or would be confusing to patrons.
- 520 Summary Fields: Keep or add, if easily available, a 520 summary note.
- 530 Fields: If a free eBook version of the classic book is available, add a note like: “530 _ _ Also available online as an eBook.”
- 6XX Subject Fields: Keep the 6XX subjects in the record, or add them if needed from another existing record.
- 655 Genre Fields: Add a local 655 genre heading; i.e., “655 _7 Classic books. |2 local”. If it’s easily determined, also add a 655 for the type of fiction/literature and time period ; e.g., “655 _7 American fiction|y20th century. |2 lcgft”
- 856 Fields: If a free eBook version of the classic book is available from a source like Project Gutenberg, add an 856 field with the URL and a phrase like “Click here to download an eBook version. See below for print copies.” You can search for a free eBook using a site like <http://www.gutenberg.org/> and copying the eBook URL into subfield u of the 856 field.
Example:
856 41 #u<http://www.gutenberg.org/ebooks/1023>#yClick here to download an eBook version.#zSee below for available print copies.
- 995 Fields: If helpful, add a 995 field that describes different versions of the classic that have items attached.
Example:
995 #aPublished by Knopf in 1991 (xlix, 891 p. ; with bibliographical references, chronology, and list of characters ; introduced by Barbara Hardy).
- Remove unneeded fields like 003, 010, 042, 035, 050, etc.

- Now that a blanket record is created, go through any other bibliographic records in the record set, removing OCLC holdings if needed, and then merging the records into the blanket record. Staff can add edition/date information in the Copy field of the item record if known before merging/re-linking the item records to the blanket record. Add edition information to the local 995 field if it will be helpful to staff for matching records.

Example of a Blanket Record in Polaris:

ts1 - ts1.blackgold.org - Remote Desktop Connection

Bibliographic Record 375314 - MARC21 - Polaris

File Edit View Links Tools Help

Control number: 375314 Owner: Black Gold Cooperative Library System (sys) Record status: Final

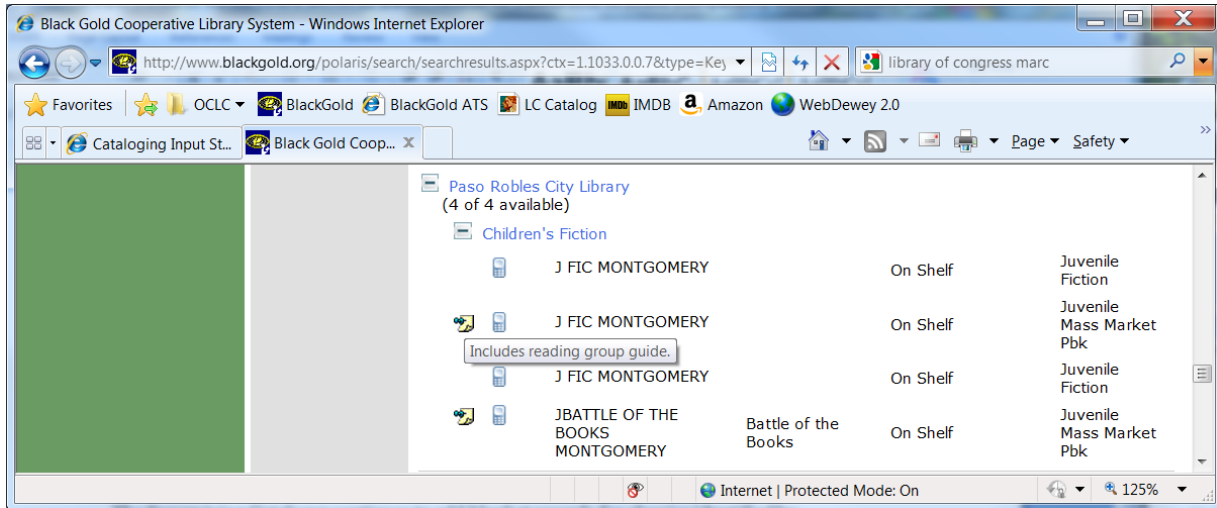
Title: An American tragedy Display in PAC ILL

Tag	Ind	Data
LD		nam 22 1a 4500
001		375314
005		20120920112800.0
008		?????s1925 xx 000 1 eng
020		+a1931082316 (Literary Classics/Penguin : 2003)
099		+aFiction
100	1	+aDreiser, Theodore,+d1871-1945.
245	13	+aAn American tragedy /#cTheodore Dreiser.
260		+c[1925]
490	1	+a[Modern Library 100 best novels]
500		+aOriginally published in 1925.
500		+aPublishers and dates vary.
500		+aTreated as a "blanket" record for the classic title. Other versions with criticism, illustrations, adaptations, etc. cataloged separately. CU/ktn 4/12/2011
520		+aThis novel tracks the process by which an ordinary young man is capable of committing a ruthless murder, and the further process by which social and political forces come into play after his arrest. In Clyde Griffiths, the impoverished, restless offspring of a family of street preachers, we see a portrait of a man whose circumstances and dreams of self-betterment conspire to pull him toward an act of unforgivable violence.
530		+aAlso available online.
650	0	+aSocial classes#vFiction.
650	0	+aTriangles (Interpersonal relations)#vFiction.
650	0	+aYoung men#vFiction.
650	0	+aTrials (Murder)#vFiction.
650	0	+aWorking class#zUnited States#vFiction.
650	0	+aSocial values#zUnited States#vFiction.
651	0	+aNew York (State)#vFiction.
651	0	+aUnited States#xSocial life and customs#y1865-1918#vFiction.
655	7	+aLegal stories.#2gsafd
655	7	+aLove stories.#2gsafd
655	7	+aClassic books.#2local
830	0	+aModern Library 100 best novels.
856	41	+uhttp://gutenberg.net.au/ebooks02/0200421.txt#yClick here to view an online version.#zSee below for available print copies.
995		+aPublished by Buccaneer Books in 1976 (814 p. ; ISBN 0899667090); by Library of America/Penguin in 2003 (ix, 972 p. ; with bibliographical references).

For Help, press F1

NUM

On September 9, 2011, the Reference Committee confirmed that it is okay to put unique contents or edition information in public notes; e.g., *Anne of Green Gables*:



In this example, the Public note comes from the item record Notes field (shown below):

